

UDH Project

Citizen Service Subscription and  
Process Flow of Services

User Manual

# Process Flow: Subscribing Services

- Citizen will be login through SSO (Single Sign On).
- In the citizen Apps select the Urban Service Application and click on it. It will redirect to Urban Services Portal.
- By Default citizen Dashboard will be visible.
- Click on the Citizen Services link for availing the services from the side panel menu.
- Services list will be visible to the citizen user.
- Against each of the service subscribe button is there click on subscribe button for availing the service.

- After click on Subscribe button citizen will be redirected to the subscription form where citizen will be subscribing for the service. In that Name, validity, fees for the services are being described.
- Select the UIT/ Development Authority from the drop down list given. Citizen can subscribe for various types of UIT/ DA.
- After selecting UIT/DA, accept the terms and condition by clicking on the checkbox.
- Then click on “Proceed to Subscribe” Button.
- Service will be availed.

- If the subscription is free then citizen can avail the services directly.
- If the service is of Paid type then the citizen will be redirected to the payment gateway, by paying the fees citizen can avail the services.
- The fig , shows successful message after availing the services.





**Rajasthan Single Sign On** v7.4

One Digital Identity for all Applications

ENG हिन्दी



**SKOCH AWARD (GOLD)**  
**SMART GOVERNANCE AWARD 2017**



Digital Identity (SSOID/ Username)

ronakchittora.maddy

[Forgot Digital Identity \(SSOID/ Username\)?](#)

Password

●●●●●●●●

[Forgot Password?](#)

8 2 3 9 9 6

Enter Captcha


823996


↺


REGISTER



LOGIN


CANCEL

 [HELPDESK \(FOR ALL APPLICATIONS\)](#)

**RAJASTHAN SINGLE SIGN-ON (SSO)** 7.4  
GOVERNMENT OF RAJASTHAN

**RONAKCHITTORA.MADDY**





Citizen Apps (G2C)

My Transactions


My Logs


Helpdesk


Sort By


Quick Search


Simple View


  
URBAN SERVICES


  
APPLICATION STATUS


  
ARMS LICENCE


  
ARTISAN REG.


  
BHAMASHAH


  
BRSY


  
BSBY


  
CHALLENGE FOR CHANGE


  
MRD


  
EBAZAAR


  
E-DEVASTHAN


  
EHR


  
E-LEARNING


  
E-LIBRARY


  
E-MITRA


  
E-MITRA REPORTS


  
EMPLOYMENT


  
HTE


  
IFMS-RAJSSP


  
iSTART


  
ITI APP


  
MADARSA


  
MINES


  
MJSA


  
MSME


  
PANCHAYAT


  
D ROAD CUTTING


  
QLIK ANALYTICS


  
RAJ BIOSCOPE


  
RAJ E-SIGN

  
RAJ EVALT

  
RAJ MANDI

  
RAJ SAMPARK

  
RAJ SILICOSIS

  
RAJASTHAN STACK

1) In the G2C panel  
Select the Urban  
Services Icon.



UDH



Authorities and UIT's Online Services



RONAK CHITTORA ▾

My Dashboard

Citizen Services

Notifications

Back to SSO



**RONAK CHITTORA [RONAKCHITTORA.MADDY]**

📞 9460028517 ✉️ ronakchittora.maddy@gmail.com

🏠 10 Fouz Baxi Ki Haveli Shri Nath Marg, UDAIPUR, RAJASTHAN, PIN: 313001

Aadhar Number: NA Date of Birth: 23/12/1989

Citizen is Redirected to the  
Urban Services Application  
Portal.

#### Property ID Creation Application Summary

**Draft/Submit Date:** 29-Nov-2017 **Property No.:** 108 **UIT/Authority:** UIT, Kota **Scheme:** Ajay Aahuja Nagar Punarwas **CurrentStatus:** Draft

[View More...](#)

#### Online EMD Payment Summary

No Record Found

[View More...](#)

#### Name Transfer/Lease Application Summary

**Draft/Submit Date:** 30-Nov-2017 **Application Number:** UIT-KOTA/FY17-18/MUT/3 **Application Type:** Name Transfer / Substitution / Mutation **Current Status:** Draft

[View More...](#)



# UDH

My Dashboard

Citizen Services

Help

## My Notifications

Department: **Jaipur Development Authority** Application Number: **LSA/DA/20172018/67**; Date: **09-Jun-2017**; Service Number: **ABC/XYX/12345** Applicant Name: **Mr. ABCDXYZ** Current Status: **Demand Note Issued**

[View and Pay Demand Note](#)

[View Application](#)

To avail Services click on citizen services menu.

[View More...](#)

## Property Id Application Summary

**Draft/Submit Date:** 18-Aug-2017 **Property No.:** A/13/ABC **UIT/Authority:** Bikaner (UIT) **Scheme:**Bikaner Development Authority of Rajasthan  
**CurrentStatus:**Approve and Property Id Generated

**Draft/Submit Date:** 18-Aug-2017 **Property No.:** A/22/ABC **UIT/Authority:** Bikaner (UIT) **Scheme:**Bikaner Development Authority of Rajasthan  
**CurrentStatus:**Submitted

[View More...](#)

## Other Application Summary

1.  
No - **MUT/UIT-BKNR/FY17-18/2**  
Date - -  
Type -  
**NameTransferSubstitutionMutation**  
Status - **Draft**

2.  
No - **MUT/UIT-BKNR/FY17-18/1**

## EMD Payment Summary

1.  
No - **TENDER\_UDR\_2017-18-B56**  
Name - **Clean City**  
Ref No - **30**, Amount - **7200**  
Payment Date - **31-Jul-2017 07:33 PM**,  
Payment Status - **Successful**


2.  
No - **TENDER\_UDR\_2017-18**  
Name - **Regular Maintenance of City**

## Community Center Booking Summary

1. Department:  
**Jaipur Development Authority** Application Number: **LSA/DA/20172018/67**; Date: **09-Jun-2017**; Community Center Name: **ABC Community Hall, Jaipur** Applicant Name: **Mr. ABCDXYZ** Booking Date: **From 15-Jul-2017 to 16-Jul-2017 (2 Days)** Current Status: **Booked**

2. Department:

 My Dashboard

 Citizen Services

 Help



## My Services

You have not subscribed any service.

## Available Services

S.No	Service Name	Plan	Fee (Rs.)	Validity	Action
1	Property Details (Property ID Generation)	Paid	100.00	0 LifeTime	<a href="#">Subscribe</a>
2	Name Transfer / Substitution / Mutation	Free	0.00	Lifetime	<a href="#">Subscribe</a>
3	Lease Exemption Certificate	Free	0.00	Lifetime	<a href="#">Subscribe</a>
4	Payment Gateway for E-Tendering (EMD)	Free	0.00	Lifetime	<a href="#">Subscribe</a>
5	Community Center Bookings	Free	0.00	Lifetime	<a href="#">Subscribe</a>

Click on subscribe Button for availing the services.

## Citizen Services

### Proceed For Services Subscription

**Service Name** : Payment Gateway for E-Tendering (EMD)

**Subscription Validity** : Lifetime

**Subscription Fee (Rs.)** : 0.00

**GST on Fee (Rs.)** : 0.00

**Net Payable Amount (Rs.)** : 0.00

**Select UIT/Development Authority** : --Select One--

1) Select UIT/DA from the List given for which service has to be avail.

(After successfull subscription you will be able to avail this service for above selected uit/development authority only. You will have to subscribe this service by paying subscription fee (if applicable) separately for each uit/development authority.)

(सफल सदस्यता के बाद आप इस सेवा का उपयोग केवल ऊपर चयनित यूआईटी / विकास प्राधिकरण के लिए ही कर सकते हैं। आपको प्रत्येक सेवा / विकास प्राधिकरण के लिए इस सेवा की सदस्यता अलग से सदस्यता शुल्क (यदि लागू हो) का भुगतान करके लेनी होगी।)

☐ I hereby declare that I have carefully read all the terms and conditions of this Service and agree to terms & condition and privacy policy of UIT/DA.

[Back To Services](#)

2) Check the Terms and Conditions

3) Click on 'Proceed to Subscribe' button.

[Proceed to subscribe](#)

✓ Service Subscribed Successfully.



My Dashboard

Citizen Services

Notifications

## Citizen Services

Service has been subscribed

### Services Subscription Detail

Service subscription successfully completed.

Service Name : Payment Gateway for E-Tendering (EMD)

Subscription Validity : Lifetime

Subscription Fee (Rs.) : 0.00

Paid Amount (Rs.) : 0.00

Effective From : 17-Jan-2018

Subscribed UIT/Development Authority : Barmer

Click on 'Back to My services' button. It will be redirected to service page.

Back To My Services







## Service: Lease Exemption Certificate/ Freehold

- Same Process for Subscribing the Service, as explained in Earlier Slides.
- Click on Proceed Button from the Activated Lease Exemption Certificate/ Freehold Service Widget and Select the UIT/DA. (Refer Slides 34 to 35)
- Intro:- For applying/ Issuing the Lease Exemption Certificate/ Freehold use the service. By two ways Property can be searched by applying the filter criteria:-
  - Find through Property Id
  - Find through Scheme Name

- Lease Exemption / Freehold Certificate application, the property which is approved and id number is generated that only property number can be searched by the shown filter criteria.



**UIT, Udaipur**  
Moti Magri Road , Udaipur , Rajasthan  
0294-2412484, 0294-2413735  
uitudaipur@rediffmail.com

Application for Name Transfer / Substitution / Mutation


Back to List

Search Property

1) Apply the filter criteria, for searching the Property. By two Types Property can be searched.

Please search and select your property

 Find Through Property Id

 Find Through Scheme Name

If you know Property Id:-  
Enter Property Id Number

Enter the Property Id Number

Pick

Cancel

Click on 'Pick' button.



UIT, Udaipur

Moti Magri Road , Udaipur , Rajasthan

0294-2412484, 0294-2413735

uitudaipur@rediffmail.com

Application for Name Transfer / Substitution / Mutation

[Back to List](#)

### Search Property

Please search and select your property



Find Through Property Id



Find Through Scheme Name

(2 Method) Find through Scheme Name.

Select the Scheme Name from the Drop Down.

Click on 'Search' button.

If you know scheme name :-

Scheme Name

behind Meladi Mata temple

Search

Reset


- Step2:- After clicking on 'Search' button Property Popup will open. The property which is approved and Property Id Number is generated that only property will be visible in the popup. Select the property for which application has to be applied.


Property Popup.  
1) Select the property. By clicking on 'Select' Button.


#	Property Id Number	Plot Number	Scheme Name	Zone	Developer Type	
1	RJUDR1/0002/1076H	1/11-	behind Meladi Mata temple	South	Urban Improvement Trust	Select
2	RJUDR1/0002/0002H	1/11-	behind Meladi Mata temple	South	Urban Improvement Trust	Select
3	RJUDR1/0002/1065H	1/33-	behind Meladi Mata temple	South	Urban Improvement Trust	Select
4	RJUDR1/0002/1064H	1/33-	behind Meladi Mata temple	South	Urban Improvement Trust	Select
5	RJUDR1/0002/1063H	1/33-	behind Meladi Mata temple	South	Urban Improvement Trust	Select
6	RJUDR1/0002/0004H	1/43-	behind Meladi Mata temple	South	Urban Improvement Trust	Select
7	RJUDR1/0002/0003H	1/48-	behind Meladi Mata temple	South	Urban Improvement Trust	Select
8	RJUDR1/0002/1062H	1/59-	behind Meladi Mata temple	South	Urban Improvement Trust	Select
9	RJUDR1/0002/0005H	1/59-	behind Meladi Mata temple	South	Urban Improvement Trust	Select
10	RJUDR1/0002/1061H	1/84-	behind Meladi Mata temple	South	Urban Improvement Trust	Select


1 2 3 4 »


- Step3:- The selected Property details will be shown to the citizen user.
- Step4:- (i) In the selected Property, if the OTLC certificate is issued then the citizen cannot apply again.



**UDH**



**Authorities and UIT's Online Services**



0


Nitesh Kumar Garg ▾


My Dashboard


Citizen Services


Notifications


**UIT, Udaipur**  
Moti Magri Road , Udaipur , Rajasthan  
0294-2412484, 0294-2413735  
uitudaipur@rediffmail.com

Application for Lease Exemption Certificate / Freehold
[Back to List](#)

Application For \*
One Time Lease Certificate (OTLC) ▾

**Property Detail**
[Change Property](#)

Scheme Name	: behind Meladi Mata temple		
Property ID	: RJUDR1/0002/1061H	Plot Number	: 1/84-
Zone	: South	Developer Type	: Urban Improvement Trust
Developer's Name	: UIT Udaipur	Area	: 1000 Square Feet
Usage Type	: Residential	Property Type	: Plot
Lease Deed Issued	: Not Issued	Lease Deed Issue Date	: NA
One Time Lease Certificate	: <b>Issued</b>	OTLC certificate is issued for the selected property.	

**Note:- OTLC (One Time Lease Certificate) already issued to this property. Please select another property.**

- Step4:- (ii) In the selected Property, if the OTLC certificate is 'Not issued' then the citizen can apply for issuing the certificate.

**UDH** URBAN DEVELOPMENT HELPLINE

Application For Lease Exemption Certificate / Freehold [Back to List](#)

Application For \* One Time Lease Certificate (OTLC)

**Property Detail** 'Change Property' button to change the selected Property in case wrong selected. Change Property

Scheme Name	: behind Meladi Mata temple	Plot Number	: 1/11-
Property ID	: RJUDR1/0002/1076H	Developer Type	: Urban Improvement Trust
Zone	: South	Area	: 1000 Square Feet
Developer's Name	: UIT Udaipur	Property Type	: Plot
Usage Type	: Residential	Lease Deed Issue Date	: NA
Lease Deed Issued	: Not Issued		
One Time Lease Certificate	: Not Issued		

**Current Owner Details** Add the current Owner Details Add Current Owner

Please add current owner/transferee details. If property has more than one owner/transferee, please add each of all owner/transferee.

**Upload Documents**

## Add Current Owner

☒ Below details belong to me

Citizen can use/ check this checkbox only if the SSO Id belongs to me, for not filling all the details again. If not then Enter the details and click on Save button.

This is the Popup for adding the Current Owner of the Property.

Applicant Name \*

Mr ▼

NITESH KUMAR GARG

Father/Husband Name \*

Mr ▼

Kumar Garg

Gender \*

Male ▼

Date of Birth

04-May-1980

Address \*

568, S/o Vimal Prakash Garg, Nahargarh, Teh-Kishanganj, Baran

City \*

BARAN

PIN Code \*

325216

Mobile Number \*

9460854860

Email Address \*

gargnitesh.kumar@gmail.com

Aadhar Number \*

750162643717

PAN Number

Click on Save Button.

Save

Cancel









Add Current

all owner/transferee.

3.	Yes	Allotment letter issued by DA/UIT 
4.	No	Possession Letter Issued by DA/UIT 
5.	No	Lease Deed (Patta) including Stamps bothside Issued by DA/UIT 

- Step5:- After selecting the Property, Add the current Owner of the Property by clicking on 'Add Current Owner' button. (As shown in Slide No. 78 and 79). Current owner Popup will open and add the required details.
- Step6:- Upload all the Mandatory Documents from the list of the Documents.
- Step7:- Check the checkbox of terms and condition.
- Step8:- Click on 'Save as Draft' button.



Sr. No.	Mandatory	Documents
1.	Yes	Receipt of Previous Lease 
2.	No	Photo ID issued by Government (Aadhar Card/ Driving License / Passport / Bhamashah etc.) 
3.	Yes	Allotment letter issued by DA/UIT 
4.	No	Possession Letter Issued by DA/UIT 
5.	No	Lease Deed (Patta) including Stamps bothside Issued by DA/UIT 
6.	No	Site Plan Issued by DA/UIT 
7.	No	Receipt(s) of Amount Deposited in DA/UIT 
8.	No	In case property is mortgage letter from Financial Institution 

1) Upload all the required Mandatory Documents.

### Declaration and Undertaking

1. I/We hearby declare and confirm that all above information furnished by me/us are true and nothing material has been concealed about this application.
2. This Mutation is being done on the basis of documents uploaded by me online and the responsibility of all such uploaded document being genuine and true lies with me. In case, any uploaded document is found forged or tampered or false, the undersigned will not be liable for any action for this mutation and I/We will be solely responsible for such fraudulent document and offence.
3. There is no legal or possession dispute with anyone regarding above property.
4. I/We will follow and abide by the building by laws and rules of UIT, Udaipur.
5. I/We will may be prosecuted for any false/incorrect information, electronically signed and accepted by me/us today on 29-Apr-2018 02:31 PM

☒ I hereby declare that I/We have carefully read all the terms and conditions of this Service and agree to terms & conditions and privacy policy of UIT, Udaipur.

3) Click on 'Save as Draft' button

Save as Draft

Back to List

2) Check the Check box.

- Step9:- After Saving the Application in Draft Mode it will be redirected to the Application Summary List view.

WU Services

My Dashboard  
Citizen Services  
Notifications











### My Application Summary



Search By application number

[Back to Dashboard](#)

Application Summary List View. Here all the Applied Application is visible to the Citizen.

Click on 'Edit Icon' button for submitting the Property to the UIT, whose current Status is in Draft Mode.

#	Draft/Submit Date	Application Number	Application Type	Current Status	Action
1	29-Apr-2018	UIT-UDPR/FY18-19/LFC/1	Lease Exemption Certificate / Freehold	Draft	
2	05-Apr-2018	SGN/FY18-19/MUT/1	Name Transfer / Substitution / Mutation	Application Disposed	
3	23-Mar-2018	UIT-UDPR/FY17-18/LFC/35	Lease Exemption Certificate / Freehold	Submitted	
4	23-Mar-2018	UIT-JLM/FY17-18/MUT/1	Name Transfer / Substitution / Mutation	Demand Note Paid	
5	21-Mar-2018	UIT-Barmer/FY17-18/MUT/1	Name Transfer / Substitution / Mutation	Application Disposed	
6	20-Mar-2018	JDA-JODHPU/FY17-18/MUT/1	Name Transfer / Substitution / Mutation	Application Disposed	
7	16-Mar-2018	UIT-Pali/FY17-18/MUT/1	Name Transfer / Substitution / Mutation	Application Disposed	
8	15-Mar-2018	UIT-UDPR/FY17-18/MUT/72	Name Transfer / Substitution / Mutation	Demand Note Paid	
9	24-Feb-2018	UIT-SW/FY17-18/MUT/2	Name Transfer / Substitution / Mutation	Demand Note Issued	
10	23-Feb-2018	UIT-BWD/FY17-18/MUT/1	Name Transfer / Substitution / Mutation	Application Disposed	

- Step10:- Click on 'Edit Icon' Button for submitting the Application. All the saved details will be viewed to citizen.
- Step11:- After this Click on 'Update and Submit' button for submitting the property to the UIT/DA.

## Service: Lease Collection Yearly

- Same Process for Subscribing the Service, as explained in Earlier Slides.
- Click on Proceed Button from the Activated Lease Collection Yearly Service Widget and Select the UIT/DA.
- Intro:- For depositing the Lease use the service. By two ways Property can be searched by applying the filter criteria:-
  - Find through Property Id
  - Find through Scheme Name

- Lease Exemption / Freehold Certificate application, the property which is approved and id number is generated that only property number can be searched by the shown filter criteria.



**UIT, Udaipur**  
Moti Magri Road , Udaipur , Rajasthan  
0294-2412484, 0294-2413735  
uitudaipur@rediffmail.com

Application for Name Transfer / Substitution / Mutation


Back to List

Search Property

1) Apply the filter criteria, for searching the Property. By two Types Property can be searched.

Please search and select your property

 Find Through Property Id

 Find Through Scheme Name

If you know Property Id:-

Enter Property Id Number

Enter the Property Id Number

Pick

Cancel

Click on 'Pick' button.



UIT, Udaipur

Moti Magri Road , Udaipur , Rajasthan

0294-2412484, 0294-2413735

uitudaipur@rediffmail.com

Application for Name Transfer / Substitution / Mutation

[Back to List](#)

### Search Property

Please search and select your property



Find Through Property Id



Find Through Scheme Name

If you know scheme name :-

Scheme Name

behind Meladi Mata temple

Search

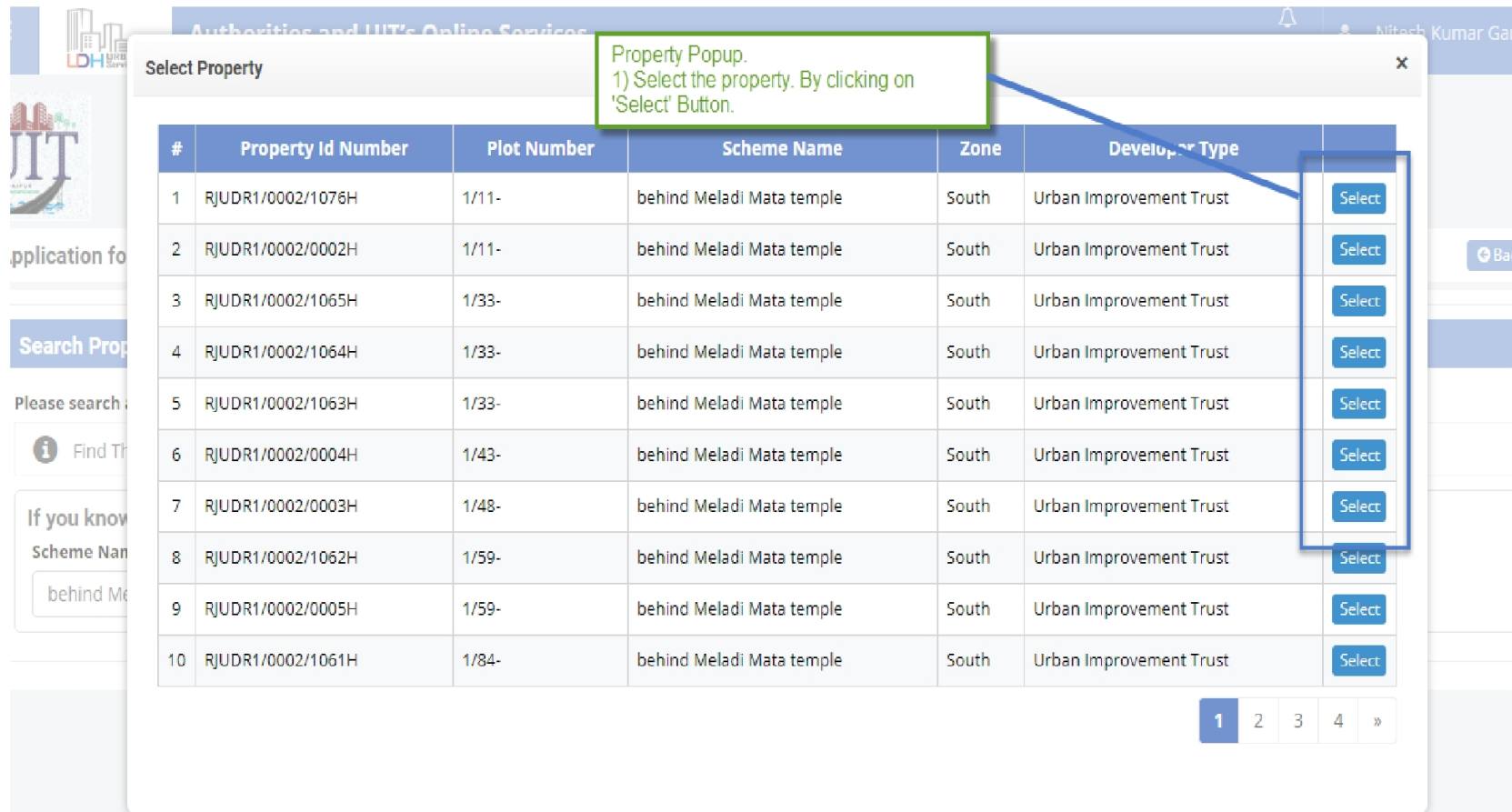
Reset

(2 Method) Find through Scheme Name.

Select the Scheme Name from the Drop Down.

Click on 'Search' button.

- Step2:- After clicking on 'Search' button Property Popup will open. The property which is approved and Property Id Number is generated that only property will be visible in the popup. Select the property for which application has to be applied.



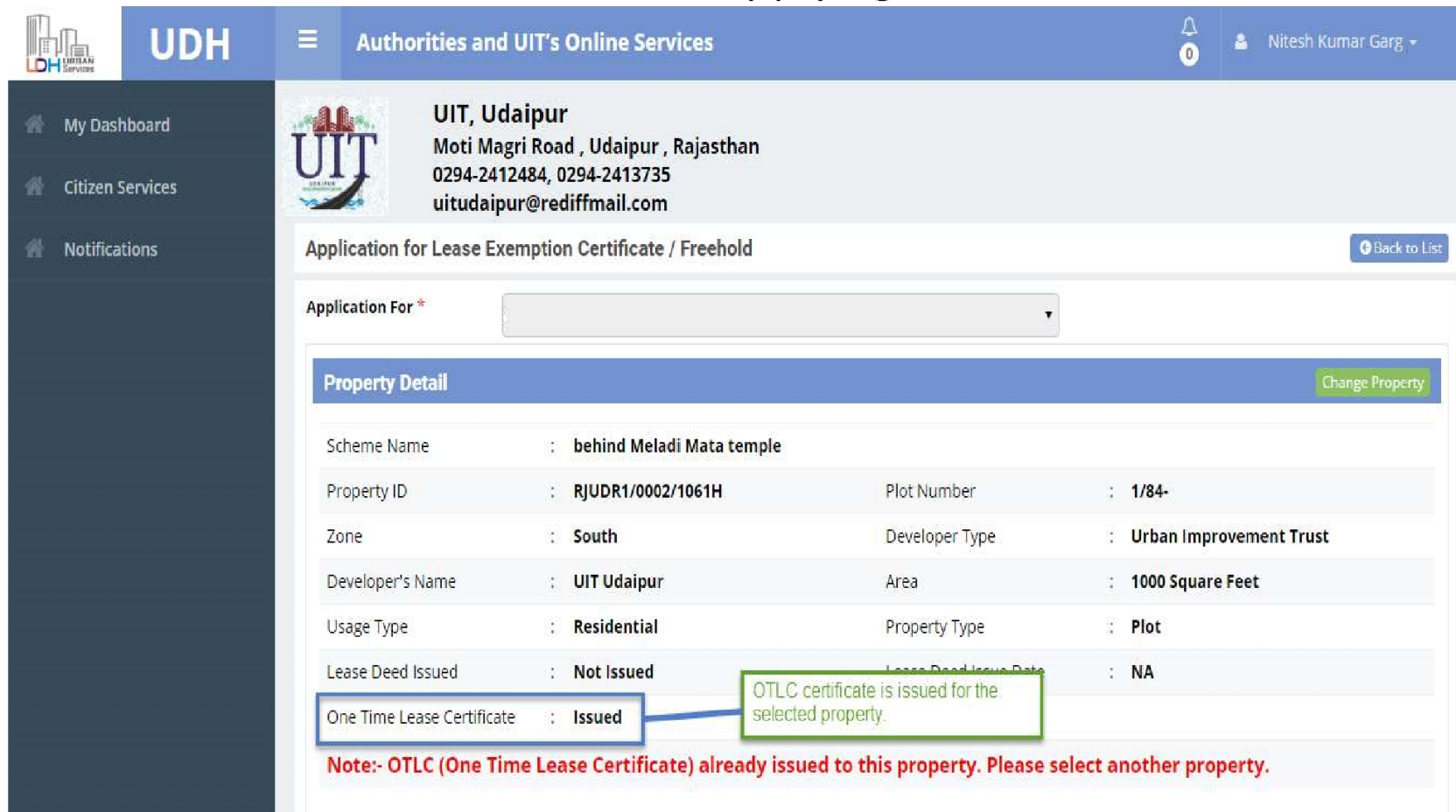
Property Popup.  
1) Select the property. By clicking on 'Select' Button.

#	Property Id Number	Plot Number	Scheme Name	Zone	Developer Type	
1	RJUDR1/0002/1076H	1/11-	behind Meladi Mata temple	South	Urban Improvement Trust	Select
2	RJUDR1/0002/0002H	1/11-	behind Meladi Mata temple	South	Urban Improvement Trust	Select
3	RJUDR1/0002/1065H	1/33-	behind Meladi Mata temple	South	Urban Improvement Trust	Select
4	RJUDR1/0002/1064H	1/33-	behind Meladi Mata temple	South	Urban Improvement Trust	Select
5	RJUDR1/0002/1063H	1/33-	behind Meladi Mata temple	South	Urban Improvement Trust	Select
6	RJUDR1/0002/0004H	1/43-	behind Meladi Mata temple	South	Urban Improvement Trust	Select
7	RJUDR1/0002/0003H	1/48-	behind Meladi Mata temple	South	Urban Improvement Trust	Select
8	RJUDR1/0002/1062H	1/59-	behind Meladi Mata temple	South	Urban Improvement Trust	Select
9	RJUDR1/0002/0005H	1/59-	behind Meladi Mata temple	South	Urban Improvement Trust	Select
10	RJUDR1/0002/1061H	1/84-	behind Meladi Mata temple	South	Urban Improvement Trust	Select

1 2 3 4 »



- Step3:- The selected Property details will be shown to the citizen user.
- Step4:- (i) In the selected Property, if the OTLC certificate is issued then the citizen cannot apply again.



**UDH** Authorities and UIT's Online Services

My Dashboard  
Citizen Services  
Notifications

**UIT, Udaipur**  
Moti Magri Road , Udaipur , Rajasthan  
0294-2412484, 0294-2413735  
uitudaipur@rediffmail.com

Application for Lease Exemption Certificate / Freehold [Back to List](#)

Application For \*

**Property Detail** [Change Property](#)

Scheme Name	: behind Meladi Mata temple		
Property ID	: RJUDR1/0002/1061H	Plot Number	: 1/84-
Zone	: South	Developer Type	: Urban Improvement Trust
Developer's Name	: UIT Udaipur	Area	: 1000 Square Feet
Usage Type	: Residential	Property Type	: Plot
Lease Deed Issued	: Not Issued	Lease Deed Issue Date	: NA
One Time Lease Certificate	: Issued		

OTLC certificate is issued for the selected property.

**Note:- OTLC (One Time Lease Certificate) already issued to this property. Please select another property.**



- Step4:- (ii) In the selected Property, if the OTLC certificate is 'Not issued' then the citizen can deposit the lease amount.


**UDH**

My Dashboard  
Citizen Services  
Notifications

Scheme Name	: behind Meladi Mata temple		
Property ID	: RJUDR1/0002/1076H	Plot Number	: 1/11-
Zone	: South	Developer Type	: Urban Improvement Trust
Developer's Name	: UIT Udaipur	Area	: 1000 Square Feet
Usage Type	: Residential	Property Type	: Plot
Lease Deed Issued	: Not Issued	Lease Deed Issue Date	: NA
One Time Lease Certificate	: Not Issued		

**Previous Deposit Details in System**

No previous lease detail available

Here Lease Deposit Details can be viewed as per the Details entered by UIT/DA.

**Last Lease Deposit Details**

In this section, Given for Citizen to enter the Last Lease Deposit Details. If only Previous Deposit detail is not available.

**Note :** - This detail should be enter when only previous lease detail doesn't exist in system and should be greater than previous lease detail.

Have you ever deposited Lease *	Date of Last Lease Deposited *	Lease deposited till date *
Yes ▼	DD/MM/YYYY	DD/MM/YYYY
Lease Amount Deposited *	Receipt/Challan Number *	

connectsolutions.com/UDH/EC

## Lease Deposit For

Lease Deposit From \*






DD/MM/YYYY

Lease Deposit To \*

DD/MM/YYYY

Enter the Lease Deposit Date  
for which Year Lease has to be  
deposit by the citizen.

## Upload Documents

Sr. No.	Mandatory	Documents
1.	No	Registered Sale Deed 
2.	No	Allotment letter issued by DA/UIT 
3.	No	Possession Letter Issued by DA/UIT 
4.	No	Last Mutation Certificate 
5.	No	Receipt of Previous Lease 

Upload all the Documents  
as it is required by the  
UIT/DA.

- Step5:- After selecting the Property, enter the Last Lease Deposit Details which the citizen is already paid (Last Lease Details) only. This details to be entered if and only if Previous deposit detail is not available in the system. Previous Lease details will be entered by UIT/DA.
- Step6:- Enter the Lease Deposit for details, which is to be deposit. And Upload the Documents.
- Step7:- Check the checkbox of terms and condition.
- Step8:- Click on 'Save as Draft' button.

## Lease Deposit For

Lease Deposit From \*






DD/MM/YYYY

Lease Deposit To \*

DD/MM/YYYY

Enter the Lease Deposit Date for which Year Lease has to be deposit by the citizen.

## Upload Documents

Sr. No.	Mandatory	Documents
1.	No	Registered Sale Deed 
2.	No	Allotment letter issued by DA/UIT 
3.	No	Possession Letter Issued by DA/UIT 
4.	No	Last Mutation Certificate 
5.	No	Receipt of Previous Lease 

Upload all the Documents as it is required by the UIT/DA.

- Step9:- After Saving the Application in Draft Mode it will be redirected to the Application Summary List view.

WU Services

My Dashboard  
Citizen Services  
Notifications











### My Application Summary



Search By application number

[Back to Dashboard](#)

Application Summary List View. Here all the Applied Application is visible to the Citizen.

Click on 'Edit Icon' button for submitting the Property to the UIT, whose current Status is in Draft Mode.

#	Draft/Submit Date	Application Number	Application Type	Current Status	Action
1	29-Apr-2018	UIT-UDPR/FY18-19/LFC/1	Lease Exemption Certificate / Freehold	Draft	
2	05-Apr-2018	SGN/FY18-19/MUT/1	Name Transfer / Substitution / Mutation	Application Disposed	
3	23-Mar-2018	UIT-UDPR/FY17-18/LFC/35	Lease Exemption Certificate / Freehold	Submitted	
4	23-Mar-2018	UIT-JLM/FY17-18/MUT/1	Name Transfer / Substitution / Mutation	Demand Note Paid	
5	21-Mar-2018	UIT-Barmer/FY17-18/MUT/1	Name Transfer / Substitution / Mutation	Application Disposed	
6	20-Mar-2018	JDA-JODHPU/FY17-18/MUT/1	Name Transfer / Substitution / Mutation	Application Disposed	
7	16-Mar-2018	UIT-Pali/FY17-18/MUT/1	Name Transfer / Substitution / Mutation	Application Disposed	
8	15-Mar-2018	UIT-UDPR/FY17-18/MUT/72	Name Transfer / Substitution / Mutation	Demand Note Paid	
9	24-Feb-2018	UIT-SW/FY17-18/MUT/2	Name Transfer / Substitution / Mutation	Demand Note Issued	
10	23-Feb-2018	UIT-BWD/FY17-18/MUT/1	Name Transfer / Substitution / Mutation	Application Disposed	

- Step10:- Click on 'Edit Icon' Button for submitting the Application. All the saved details will be viewed to citizen.
- Step11:- After this Click on 'Update and Submit' button for submitting the property to the UIT/DA.